

Pretreatment systems

WE KNOW HOW



Clean, rinse and prepare

The pretreatment system performs cleaning, rinsing and preparation of the surface of the items or products.

Before entering the application process, it is important that the surface is thoroughly cleaned of all dirt, oils and contaminants.

How many stages and which chemicals should be used for this process depends on the items or products.



Energy efficient and environmentally friendly solutions

The purpose of the pretreatment system is to prevent corrosion and to increase adhesion of the paint by treating the surface with e.g. alkaline/acid degreasing, iron phosphate, zinc phosphate or similar.

To achieve the optimum result, the finishing system must be designed to fit the item or product, and this we always ensure. The final application is directly related to the quality of the pretreatment process.

Since we have many years of experience in the surface treatment industry, we know how many stages in the process and which chemicals should be used to treat your item or product.

We offer three different systems for the pretreatment process: tunnel pretreatment, chamber pretreatment and dip tank pretreatment.

Contact us and find out which solution is best for your item or product type.



**we
know
how**







Tunnel

In spray pretreatment - or tunnel pretreatment - the product passes through a tunnel providing a number of steps in preparing the product for the application process. These steps are specifically designed for each type of item or product.

The tunnel pretreatment design as such is customized according to the product, dictating the numbers and length of the steps needed. Also temperatures and materials are taken into careful consideration.

The AABO-IDEAL pretreatment systems are insulated to prevent condensation and to decrease loss of heat. Heating by oil, gas, water, steam or electricity, all on request.

- Every process step consists of a tank
- All pump motors are 100% IEC standard with no modification
- Quick clip-on plastic nozzles
- Intermediate zones for dripp off
- Reverse cascade system saves water






Chamber

Chamber pretreatment is a compact system for spray treatment. The system offers one or more treatments in the same chamber. We have produced a system containing up to 10 treatments in a chamber system.


We have two systems for the spray pipe construction: In one system the product stands still and the pipes are moved over while spraying.

The other system needs more liquid since the chamber is filled with pipes approximately 700 mm apart and with the items moving back and forth. Hereby a high capacity line is achieved even in a chamber pretreatment.

Both systems heated by oil, gas, water, steam or electricity, all on request.



- 2 different spray pipe construction systems
- All pump motors are 100% IEC standard with no modification
- Quick clip-on plastic nozzles
- Reverse cascade system saves water
- Automatically or manually operated doors







Dip tank

Dip tank pretreatment is a system for large items or products, and also for productions with small quantities or limited space.

If the geometry of the product, e.g. in the automotive industry, is complex and a spray system cannot reach all corners of the surface, this kind of pretreatment is the best choice.

The dip tank pretreatment design as such is customized according to the product, dictating the numbers and length of the steps needed. Also temperatures and materials are taken into careful consideration.

Heating by oil, gas, water, steam or electricity, all on request.



- Suited for large items and/or small quantities
- High circulation with low kW consumption
- Pre- and after rinse systems
- Minimal consumption of water, energy and chemicals
- Reverse cascade system saves water





Basics and essentials

NOZZLES

The quick clip-on nozzles are made of plastic and can be adjusted and dismantled without the use of tools. Cleaning can be carried out externally. Also memory nozzles are a possibility and both types are easily replaced.

PUMPS

All pumps are tested and certified according to the AABO-IDEAL quality control. They are mounted vertically in the tanks and immersed in the liquid.

INTERMEDIATE ZONES

We provide stairs, doors and lights for all intermediate zones, and also a non-slip gangway above all tanks. It makes the system service friendly, safe and gives easy access.

EXHAUST

Unique developed sealing by ventilation to protect the conveyor from the steam. This is a better solution than brushes, which will wear out and be a source of contamination.


INSULATION

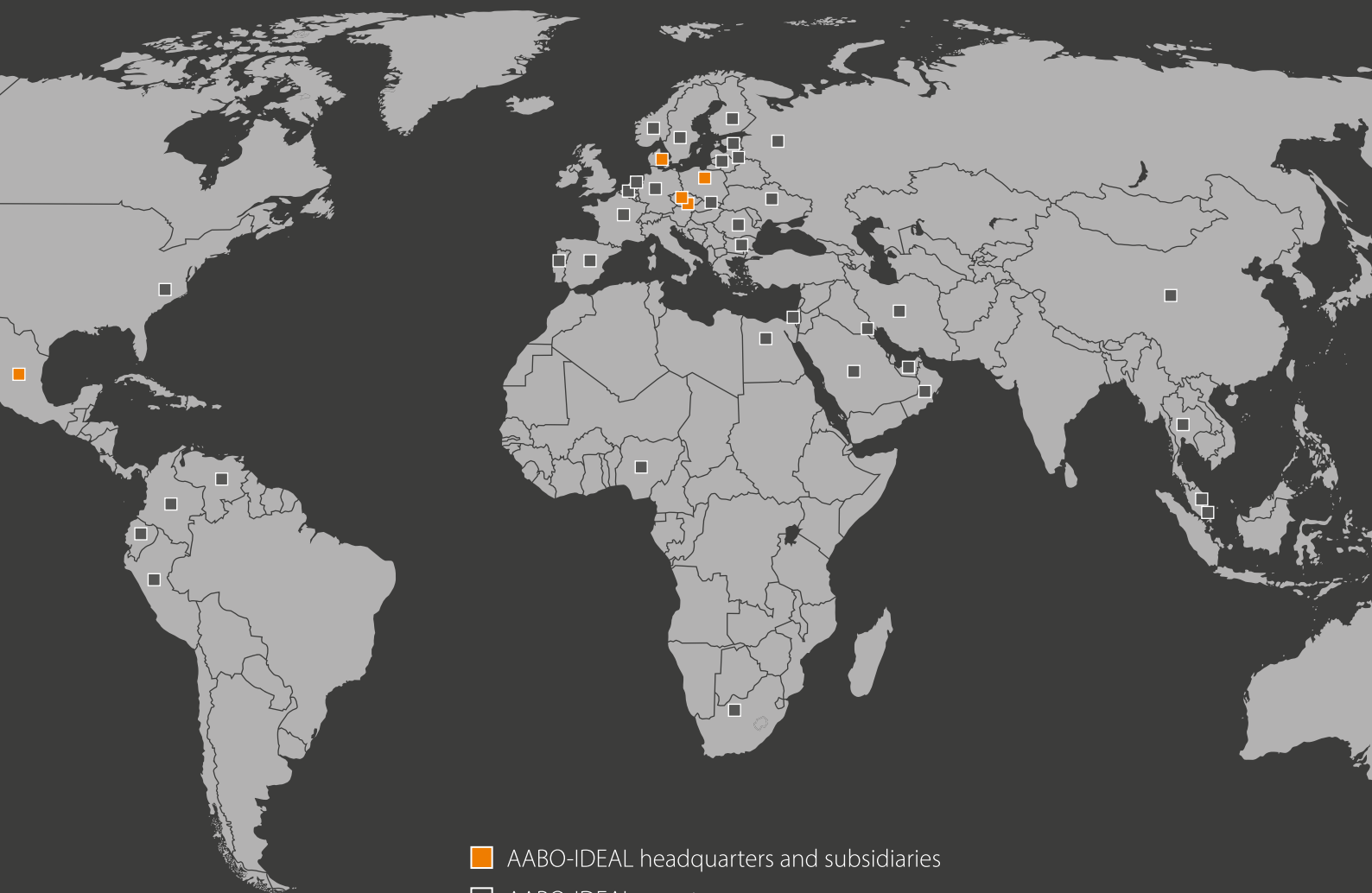
Insulation with mineral wool and covered by powder coated steel cassettes on the outside of the tunnel and the tanks is our standard solution.

With this construction, energy loss and noise from the line is minimal. We also offer the option of an outside finish of stainless steel or galvanized construction.

REVERSE CASCADE SYSTEM

The rinse water is lead through the line in a reverse cascade rinse to minimize consumption of rinse water. Our systems consist of a minimum of two rinse steps, often even three.





- AABO-IDEAL headquarters and subsidiaries
- AABO-IDEAL agents

Represented world wide



AABO  IDEAL
Supplier of Finishing Lines Worldwide

AABO-IDEAL A/S | Industrivej 7 | DK-5600 Faaborg
+45 6261 6125 | info@aabo-ideal.com | www.aabo-ideal.com